


Campus S Transmitter

On/Off-Long press
(2 seconds)
Mute-Short press

Synchronization


- Go to student
- Hold Campus S close to receiver
- Press  for 1 second
- Student will hear 3 beeps



Channel Selection

Rubber Coat

Audio Input Socket



Personalization label

Charging Socket (red ring)

To lock keypad:
Press both keys at the same
time for 1 second



LCD Display


Key pad lock

Battery Status



FM Channel

Lapel Microphone Settings



Worn 8 inches
from speaker's
mouth